



RESELLER GUIDELINES

LIST OF CONTENT



HOW TO REGISTER



VERIFY IDENTITY



GET CONTENT FOR RESELLING TO CUSTOMERS



HOW TO MAKE A RESERVATION



CANCEL RESERVATION



MODIFY RESERVATION

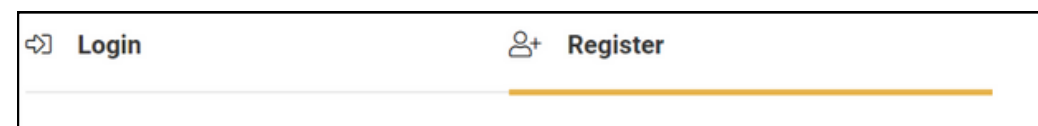


RECRUITMENT

HOW TO REGISTER

1. Go to <https://roomore.id/>

2. Click the register tab.



3. Fill out the form with your full name and email password. Don't forget to put your referral code. Check the term condition and policy then click register.

4. Check your email for OTP and fill out the code from the email.

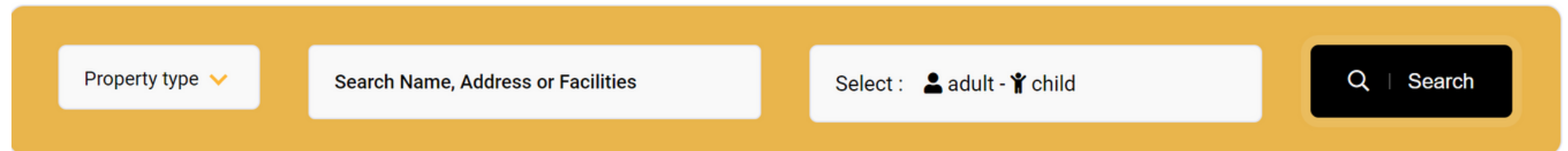
5. Register done.

VERIFY IDENTITY

1. Login with the account registered
2. Click profile
3. Complete the form and bank account on your profile
4. Upload your selfie picture with your identity card
5. Wait 2 x 24 hours to verify
6. Your verify complete

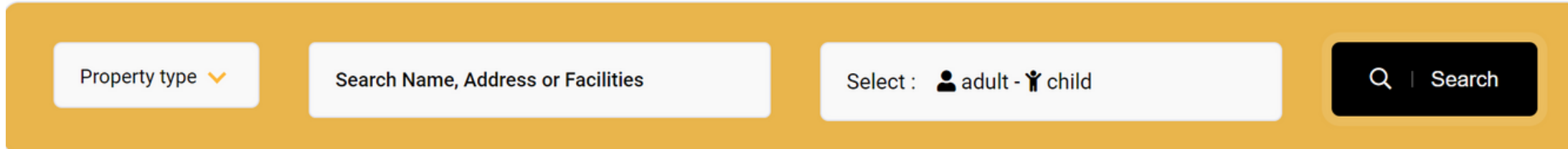
HOW TO GET CONTENT FOR RESELL

- Go to dashboard
- Click the property you want to resell and use the search filter for the easiest find the property

A search filter interface with a yellow background. It contains four main elements: a dropdown menu labeled 'Property type' with a downward arrow, a text input field labeled 'Search Name, Address or Facilities', a selection field labeled 'Select : adult - child' with a person icon and a child icon, and a black button with a magnifying glass icon and the text 'Search'.

- Copy the description and facilities to your reseller platform and download the gallery to collect the highest image
- Now you can resell to customers

- Click the dashboard
- Select the property you want to book and use the filter to easies find a property



The screenshot shows a search bar with a yellow background. On the left, there is a dropdown menu labeled "Property type" with a downward arrow. Next to it is a search input field with the placeholder text "Search Name, Address or Facilities". To the right of the input field is a filter selection area labeled "Select:" with two options: "adult" (with a person icon) and "child" (with a child icon). On the far right is a dark button with a magnifying glass icon and the text "Search".

- Click the property then inquiry, please make sure your account has been verified
- Fill out the form with your guest details then submit it and wait for approval from the hotel
- After approval from the hotel, you need to submit the payment by bank transfer which is already filled on the register
- The payment approve by Roomore and your reservation has been confirmed

HOW TO MAKE RESERVATION FOR CLIENT

MODIFY RESERVATION

1. Click booking
2. Choose a reservation you want to modify and click modify
3. Choose the date you want to modify then submit
4. Waiting for approval from the hotel
5. If you add a longer stay, you need to pay the additional fee in 1 x 24 hours.
6. If you want to cut your stay, the money will be refunded 2 x 24 hours to your bank account



Cancel Reservation

- Click booking
- Choose a reservation you want to cancel, and cancel your reservation
- If free cancelation, your money will be refunded 2 x 24 hours to your account on workdays



RECRUITMENT

- You can recruit your friend by using a referral code, and you will get a commission
- You will get a commission if your referral makes a reservation for the guest, and after the guest finishes the stay or at check-out time
- The commission could be withdrawn with a minimum balance of 1 million rupiah and will be processed 2 x 24 hours
- To check referrals, go to the referral menu



Happy Selling

